

www.Prioline.com

10 9 8 7 6 5 4 3 2 1

G

G

Side panel left

Side panel right



F

F



E

E




Top panel / cover

Base panel / bottom

Front panel

D

D



C

C

B

B

www.Prioline.com

Please specify your desired mechanical treatment and return this sheet with your inquiry / order.
Please also do not forget to specify your desired surface treatment.

- e.g. anodized in natural color (cut edges blank)
 electrically conductive chromated, front side varnished in RAL 7035 structure

Unifilar drawing **PRIOLINE**
desktop enclosures type IX

2/2

A

A

10 9 8 7 6 5 4 3 2 1